

Message from the School

Friendship Chamberlain's mission is to provide a world-class education that motivates students to achieve high academic standards, enjoy learning, and develop as ethical, literate, well-rounded and self-sufficient citizens who contribute actively to their communities. Our shared values are integrity, responsibility, confidence, caring, commitment, patience, persistence, and respect.



📍 1345 POTOMAC AVENUE SE, Washington, DC 20003
 🏠 Ward 6
 ☎️ (202) 547-5800

School Instructional Hours

Monday: 07:55 AM - 03:30 PM
Tuesday: 07:55 AM - 03:30 PM
Wednesday: 07:55 AM - 01:00 PM
Thursday: 07:55 AM - 03:30 PM
Friday: 07:55 AM - 03:30 PM

Total Students (2021-22 Ever-Enrolled): 335
Total Teachers: 28
Total School Leaders: 6
Grades Served: 4, 5, 6, 7, 8
Principal: Diamond Harris
Title-I Status: Yes
Local Education Agency (LEA): Friendship PCS

School Uniforms Required: Yes
Bus Line(s): 32, 34, 36, V7, V8, V9
Metro Line(s): Potomac Avenue
Before Care Offered: Yes
 ◦ **Cost:** Sliding Scale
After Care Offered: Yes
 ◦ **Cost:** Sliding Scale

School Program Information

Extended day
 Interscholastic
 Sports

Parent Organization

Parent Organization Offered: Yes
Parent Organization Contact: Tamika Maultsby
 (tmaultsby@friendshipschools.org)
Parent Organization Website:
 www.friendshipschools.org

Extracurricular & Enrichment Activities

Art Club
 Artsee Jewelry
 Cheerleading
 Drama
 Girls on the Run
 MATHCOUNTS
 Robotics Team
 Band
 Dance
 Choir

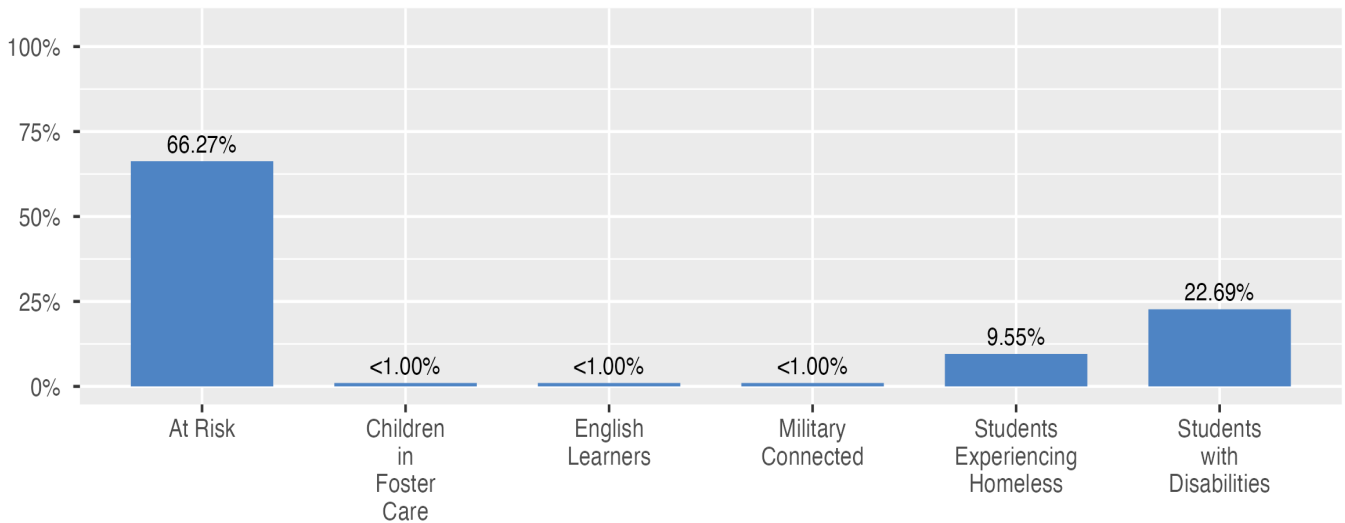
School Enrollment

The ever-enrolled count is the total number of students who are enrolled at any point during the school year; a student who attends a school for one day or 180 days is counted the same way. For this reason, the ever-enrolled count will always be larger than the audit count.

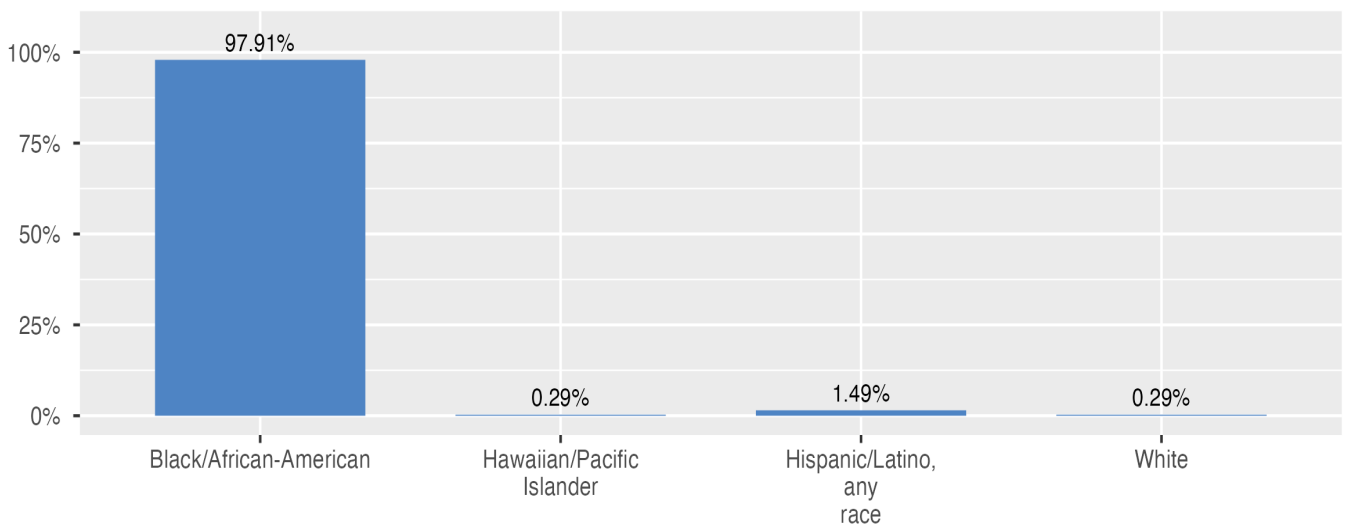
2021-22 Ever-Enrolled by Grade Level

Grade 04	Grade 05	Grade 06	Grade 07	Grade 08
74	62	70	70	59

Enrollment by Student Group



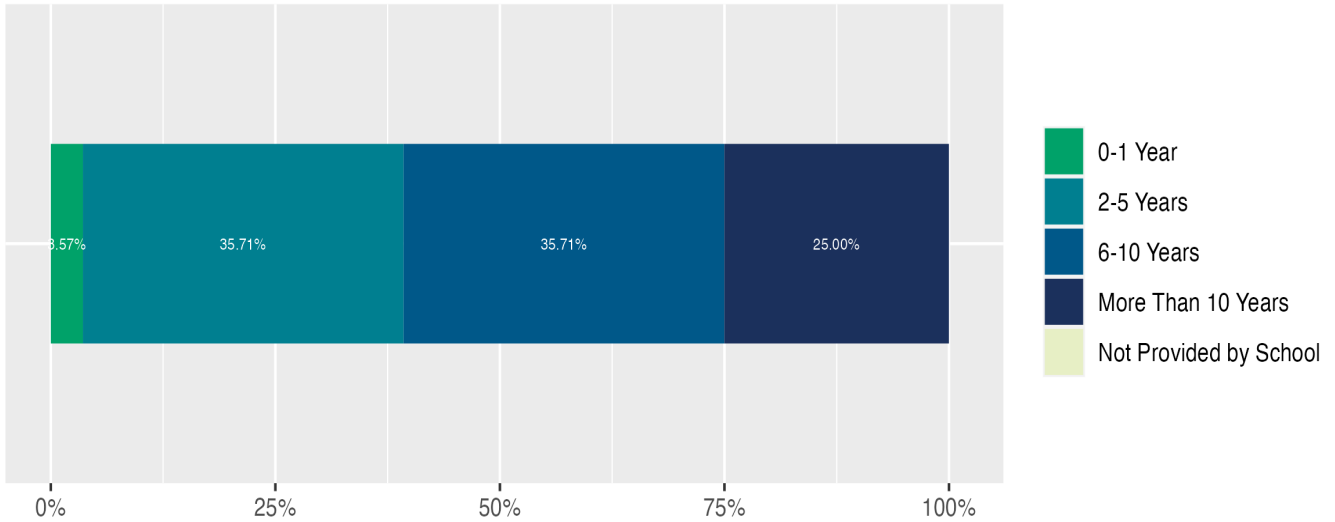
Enrollment by Race/Ethnicity



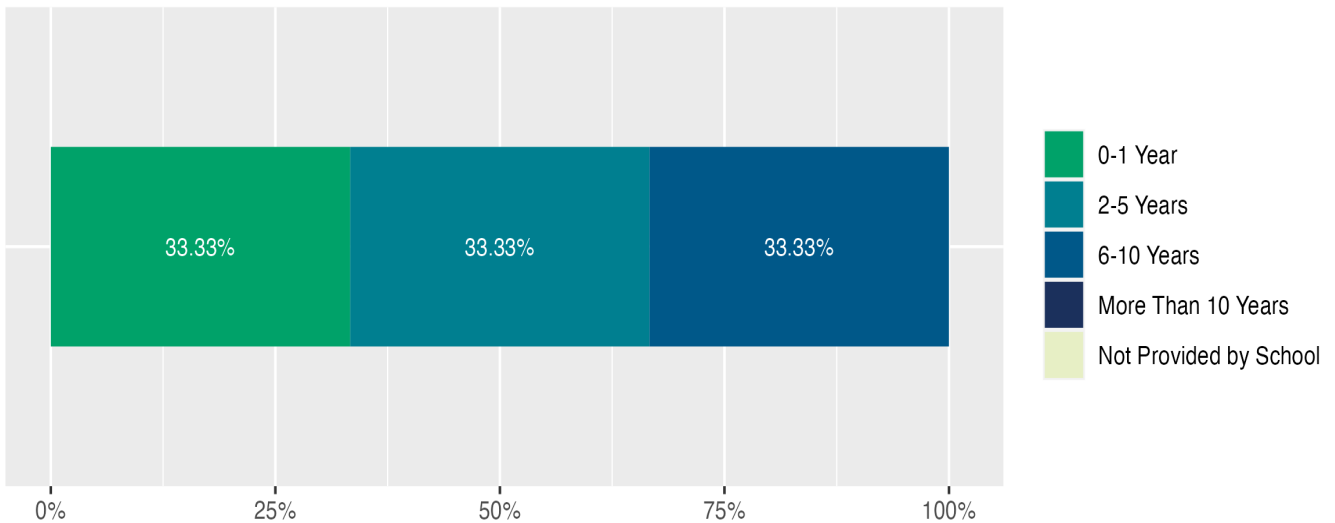
Teacher and School Leader Data

This page includes information about teacher experience levels in DC Public Schools and public charter schools. For DC Public Schools, it also includes information about credentialed and in-field teachers.

Teacher - Years of Experience



School Leader - Years of Experience

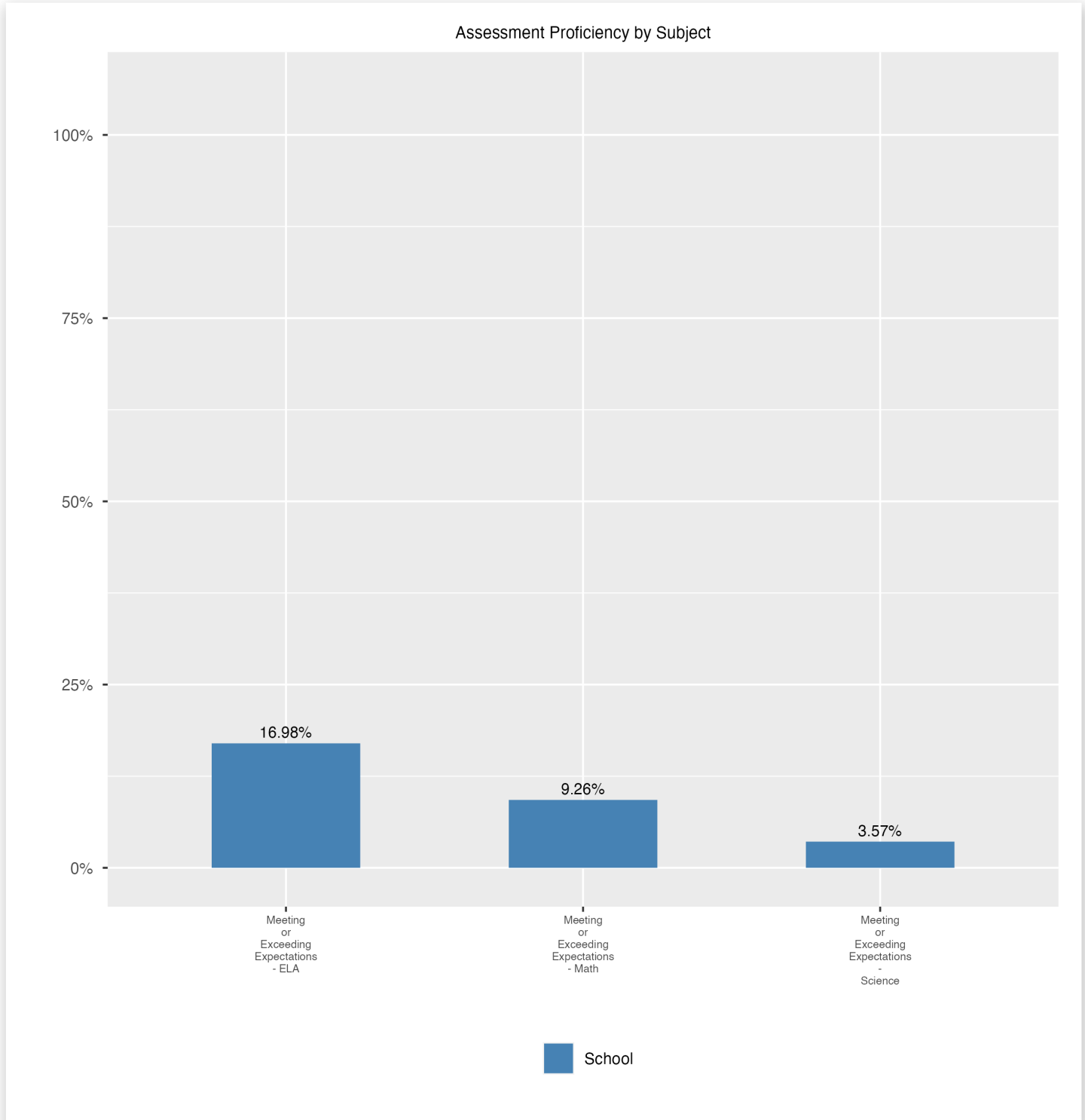


School Safety and Discipline

Information about discipline and school safety in DC, in accordance with the U.S. Department of Education's Civil Rights Data collection, including suspensions and expulsions for students, school related arrests, reported incidents of violence, bullying, and harassment are available in the OSSE Discipline report and data files (<https://osse.dc.gov/page/data-and-reports-0>).

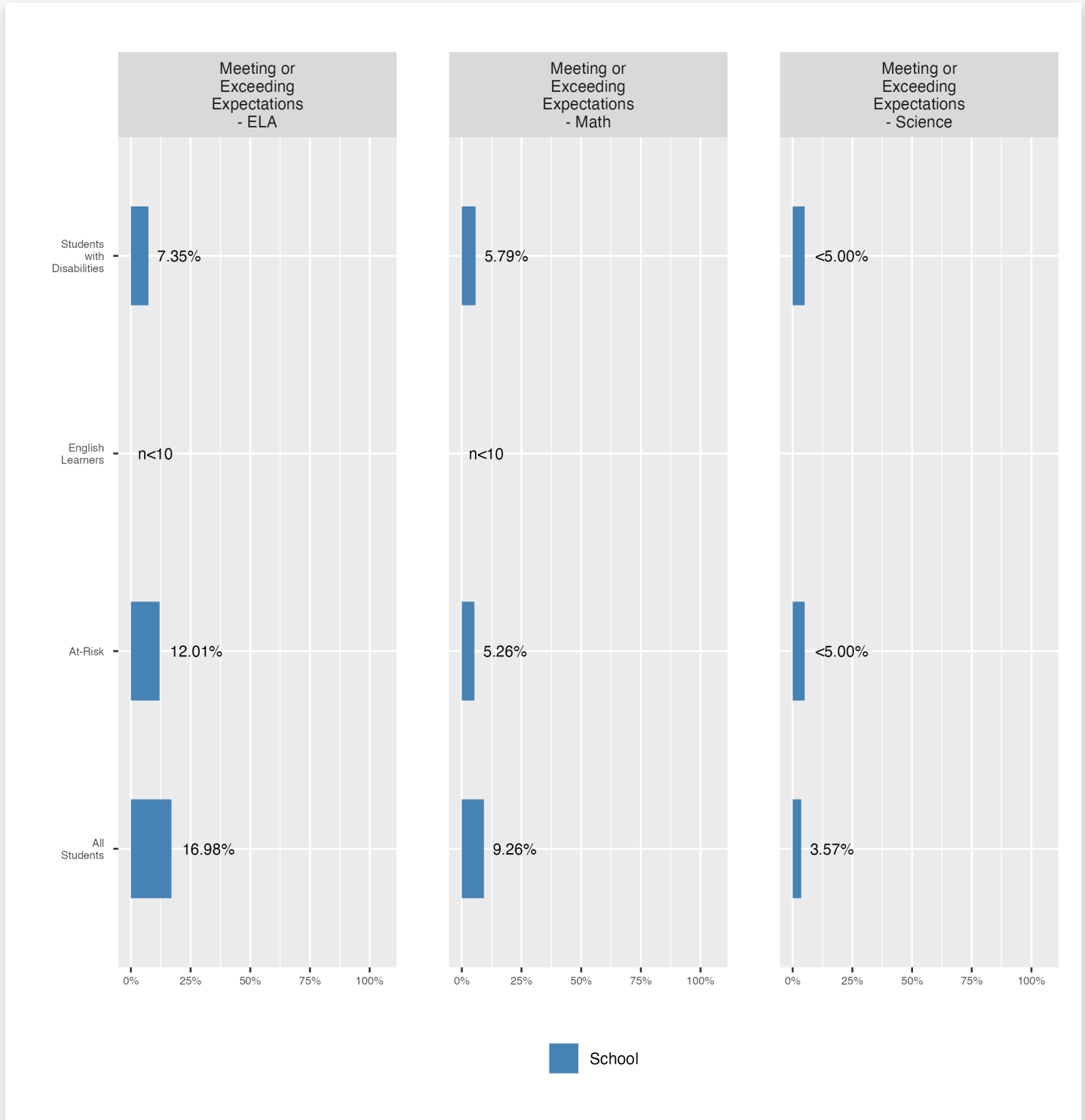
Assessment Proficiency by Subject

This page shows the percentage of students meeting or exceeding grade -or course- level expectations on statewide assessments in English language arts/literacy (ELA), mathematics, and science.



Assessment Proficiency by Group

This page shows the percentage of specific groups of students meeting or exceeding grade- or course-level expectations on statewide assessments.

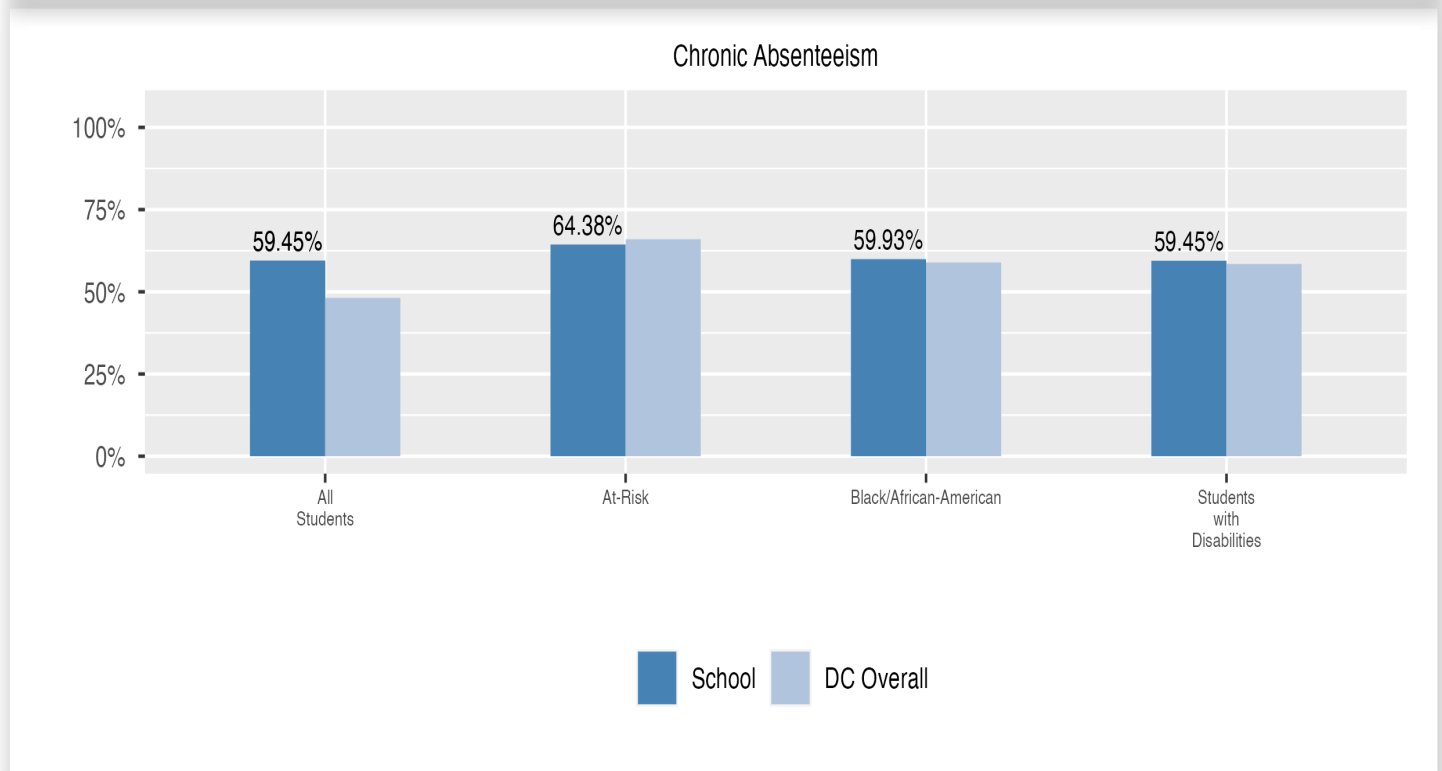
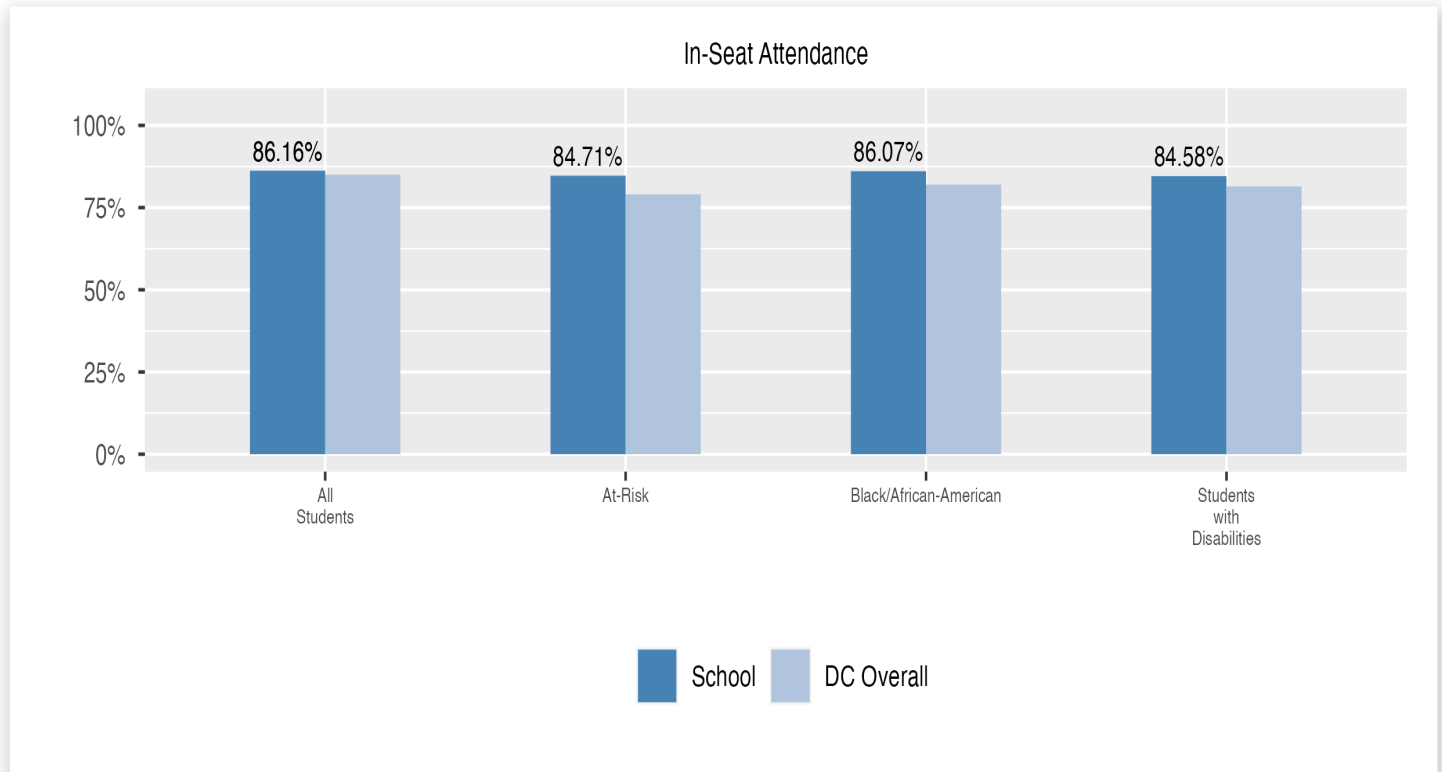


Proficiency by Subject

Statewide assessments in science are administered to students in grades 5 and 8, and students enrolled in high school biology. Missing data indicates that a school does not serve students required to take statewide science assessments.

Attendance

Review information on attendance below, including in-seat attendance for all students (there is a separate measure of attendance for pre-K students, since pre-K is not compulsory), and the percentage of students chronically absent, meaning that they miss at least 10% of the school days for which they are enrolled throughout the school year at the school.



Student Enrollment Changes

Explore information on how much the population at the school changes throughout the year or from year to year. It shows information about changes in enrollment, including whether students leave or enter the school mid-year, and whether eligible students choose to re-enroll in the school.

